

ghibli & wirbel

Professional Cleaning Machines Since 1968

ROYAL 15



**THE COMPACT SCRUBBER DRYER
WITH AN INNOVATIVE AND TRULY UNIQUE DESIGN!
ROYAL 15 ENRICHES YOUR CLEANING EXPERIENCE:
PRACTICAL AND HANDY, IT IS IDEAL FOR WORKING
IN SMALL AND MEDIUM-SIZED ENVIRONMENTS**

THE ROYAL RANGE



ROYAL 15 E 38

385 mm brush-head, electric version with 15m cable extension

PRODUCT IDENTIFICATION

MODEL	REF. NO.
ROYAL 15 E 38	10.5050.00



ROYAL 15 M 38 BC LITHIUM

385 mm brush-head, 24V 312Wh Lithium battery + 24V 5A on-board battery charger on standard equipment

PRODUCT IDENTIFICATION

MODEL	REF. NO.
ROYAL 15 M 38 BC LITHIUM	13.4050.00



ROYAL 15 M 38 BC LITHIUM PLUS

385 mm brush-head, 24V 547Wh Lithium battery + 24V 9A on-board battery charger on standard equipment

PRODUCT IDENTIFICATION

MODEL	REF. NO.
ROYAL 15 M 38 BC LITHIUM PLUS	15.4050.00



ROYAL 15

Royal 15 is the compact walk-behind scrubber dryer ideal for cleaning small and medium-sized surfaces such as stores, laboratories, offices and restaurants and which, thanks to its 15-liter capacity and 385 mm cleaning width, guarantees an output of up to 1.540 m²/h.

The sturdy and extremely practical aluminum tiltable handle allows maximum maneuverability in tight spaces. Even the design is studied in every detail to ensure maximum comfort to the operator: the clean lines that define its compact structure, and the use of practical compartments for the storage of all protruding parts of the machine (such as hoses and cables), help improve Royal's maneuverability.

Using the machine is simple and is made even easier by the practical and intuitive control panel that allows control of the main functions. The ECO SYSTEM reduces consumption and eliminates waste while maintaining the best cleaning performance with the utmost respect for the environment. The low noise level, guaranteed by the silent mode function, allows Royal to be perfect for day cleaning in "sensitive" environments (hospitals, nursing homes, schools).

Royal 15 is available in three different models: an electric version with a 15 meters cable on standard equipment and two versions with lithium batteries.

The lithium-Ion batteries have a longer service life and lower maintenance than conventional batteries. They can be recharged at any time, even only partially during short breaks in use, without being damaged. The on-board charger also helps increase productivity because it makes it possible to recharge the machine wherever a power outlet is available, avoiding unnecessary waste of time.



TECHNICAL DATA

FEATURES

		E 38	M 38 BC LITHIUM	M 38 BC LITHIUM PLUS
Cleaning width	mm	385	385	385
Squeegee width	mm	477	477	477
Productivity (theoretical - practical)	m ² /h	1540 - 924	1540 - 924	1540 - 924
Power supply		Cable 230V - 50Hz	Battery 24V	Battery 24V
Installed power	W	470	470	470
Advancement		Manual	Manual	Manual
IP code		IPX3	IPX3	IPX3

BATTERIES

Type		---	Lithium Battery 24V 312Wh	Lithium Battery 24V 547Wh
Running time	h - min	---	1 h	2 h
Battery compartment dimensions x No	mm X nr	---	154x233x134 X 1	154x233x134 X 1

BRUSHES

Pad diameter x No	mm - inch x nr	385 - 15"x1	385 - 15"x1	385 - 15"x1
Motor rating x No	W x nr	280 x 1	280 x 1	280 x 1
Motor speed	rpm	130	130	130
Down pressure - Contact pressure	Kg - g/cm ²	39 - 52	39 - 52	39 - 52

TRACTION

Motor rating	W	---	---	---
Driving speed	Km/h	---	---	---
Hill climbing ability (full load)	%	2	2	2

VACUUM

Motor rating	W	150	150	150
Vacuum	mbar - mmH ₂ O	140 - 1427	140 - 1427	140 - 1427
Airflow rating	l/s	21	21	21
Noise level	dB(A)	64/61 (*)	64/61 (*)	64/61 (*)

TANK

Type		Double tank	Double tank	Double tank
Cleaning solution tank	l	15	15	15
Recovery tank	l	17	17	17
Weight (empty/with batteries)	Kg	46,2 - ---	45 - 47,15	45,4 - 48,55
Power supply cable	m	15	---	---
Dimensions	mm	772x477x731	772x477x731	772x477x731

(*) Silent mode function

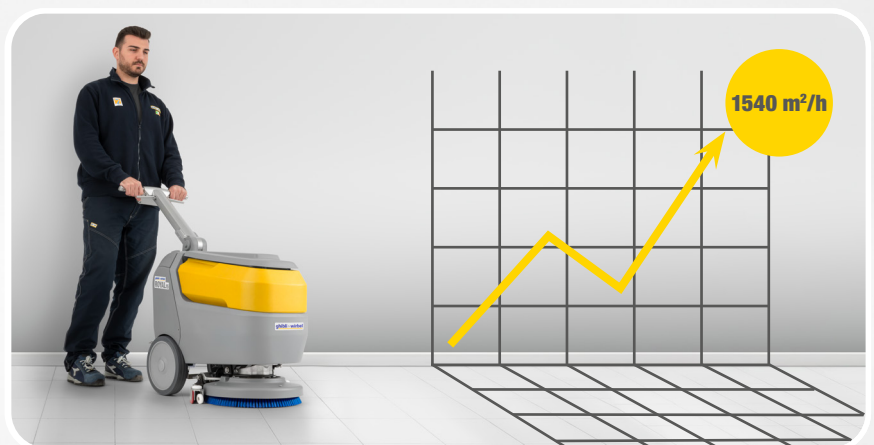
ghibli & wirbel

ROYAL ENRICHES YOUR CLEANING EXPERIENCE!

Royal 15 is the walk-behind scrubber dryer ideal for working in small and medium environments. The meticulously thought-out **DESIGN** is tailored to make this machine extremely compact and easy to handle, while at the same time providing top-notch professional performance to ensure excellent cleaning results, even in the tightest spaces. Royal: the ideal combination of elements to enrich and enhance the operator's cleaning experience.



The 385 mm **CLEANING WIDTH** allows the Royal 15 to work nimbly in small and medium sized areas. The 15-liter **CAPACITY** of the solution tank and electronic water regulation allow the operator to work with peace of mind without having to fill and empty too frequently.



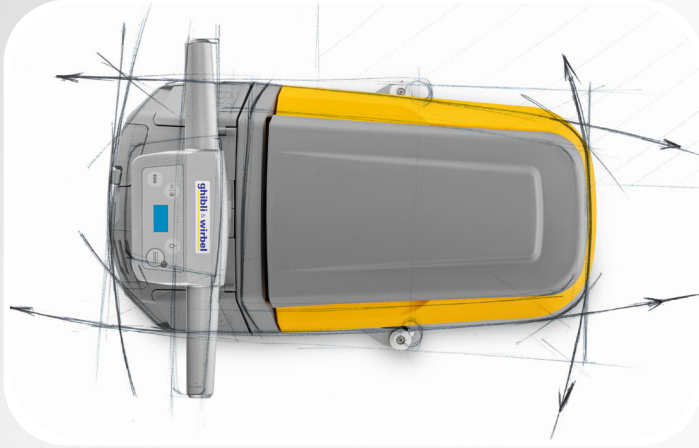
Royal 15 can reach a productivity of 1540 m²/h and is the ideal walk-behind scrubber dryer for working in tight, congested spaces.



Lithium-ion **BATTERIES** provide one hour of working time in the BC Lithium version (with 24V 312Wh battery) and up to two hours in the BC Lithium PLUS version (with 24V 547Wh battery). Two versions of on-board **BATTERY CHARGERS** that allow more than half of the battery to be recharged in a single hour. A full charge takes 3 hours with the 5A model (supplied as standard in BC Lithium model) and 2 hours and 30 minutes with the 9A model (supplied as standard in BC Lithium PLUS versions).

THE SCRUBBER DRYER WITH AN INNOVATIVE DESIGN!

ROYAL 15 IS TRULY A ONE-OF-A-KIND MACHINE!



The design is intended to ensure maximum maneuverability. Simple, clean lines make the machine compact and perfect for working even in tight and congested spaces. Every little detail was taken care of with great attention.



Hoses, cables and all protruding parts of the machine are stored inside practical technical compartments specifically designed to maintain the linear structure of the Royal 15, making it even more maneuverable.

Convenient closing flaps for the various technical compartments display intuitive icons to help the operator immediately identify the required compartment.



FUNCTIONAL DESIGN

All parts of the machine are designed to ensure maximum ergonomics and accessibility of components for the operator.



ADJUSTABLE HANDLE

Made of aluminum, attention has been paid to the smallest details to leave no cables exposed and is designed to ensure the maximum comfort to the operator.

IMMEDIATE CONTROL

THE PRACTICAL AND INTUITIVE CONTROL PANEL ENSURES THE MONITORING AND THE ADVANCED MANAGEMENT OF ALL THE MACHINE FUNCTIONS



ECO SYSTEM

By pressing the ECO button all the previously selected working parameters (water and suction power) are reduced for maximum optimization of consumption. Ecology and savings in all working conditions!



ELECTRONIC WATER REGULATION

Three selectable levels allow the operator to use the amount of water suitable for each situation.



IMMEDIATE FEEDBACK

The digital display allows a precise and constant control of Royal activities. The status of all functions is displayed on the screen. Even the battery icon, that is present on the display, allows a constant and immediate feedback of the state of charge during work.




SILENT MODE

Necessary for day cleaning and for work in "sensitive" areas (hospitals, retirement homes, schools).

UNBEATABLE PERFORMANCES!

WASHING OPERATIONS

The extremely compact 15" brush head is ideal for close to the wall cleaning, providing maximum coverage and cleaning effectiveness even in tight spaces. The cleaning solution is distributed evenly over the brush. The pump, operated through the controls, ensures a constant flow. Cleaning results are thus optimized effectively (uniform dirt removal) and efficiently (reduced consumption). In addition, the choice of a wide range of brushes (with different sized bristles made of polypropylene or thicker tynex), pad holders, and optional pads means that any type of dirt can be tackled with excellent cleaning results.



No adjustments: the squeegee is already set up for the most common cleaning tasks, and its rotation is up to 170° (85° per side). The 150 W brushless vacuum motor guarantees high performances with low power consumption. Para squeegee blades, which can be used on all four sides, are supplied as standard, and are unrivaled for both routine cleaning and floors with more difficult dirt.

DRYING EFFICIENCY

The compact and durable aluminum squeegee completely encloses the brush head and rotates, following the machine as it moves, ensuring perfect drying results, even on curves. In fact, its suction nozzle is designed to provide effective suction along the entire surface.



MANOEUVRABILITY



Ease of maneuvering is ensured by adjusting the handle angle according to the height of the operator. Using the machine in extended work sessions is definitely practical and comfortable.



Royal 15 can be easily stored even in small spaces. In fact the handle folds over the machine, ensuring a small footprint.



Safety levers allow all machine functions to be stopped if the operator leaves the handle. Maximum safety even in case of sudden stops.



Pedal-operated squeegee lift system.



Large-diameter, non-marking wheels give the machine stability and make it extremely maneuverable both in use and during transport.

VERSATILITY



Offices, hotels, restaurants, schools and small gathering spaces are the places for which Royal was designed. This scrubber dryer is the ideal machine for working on all types of floors, even the most difficult ones (such as concrete, bolted, non-slip surfaces), ensuring excellent cleaning results.



DETAILS CONCEIVED TO MAKE THE DIFFERENCE...



Fast filling of the solution tank thanks to the filling hose on standard equipment.



Recovery tank easy to drain.



Floater and filter to protect the suction motor in case of foam or incorrect use by the operator.

...EVEN DURING THE MAINTENANCE PHASES

ORDINARY

EXTRAORDINARY




The squeegee can be easily and simply removed without tools during maintenance operations.



Inspection and cleaning of the recovery tank are quick and immediate thanks to its wide opening.



The easy access to all the main components makes practical and fast the extraordinary maintenance operations.



Even the solution tank filter is easy to reach and clean.

STANDARD ACCESSORIES



FILLING HOSE

Extendible and equipped with universal coupling for all types of faucets.



POLYPROPYLENE BRUSH 0,7 MM

Resistant and suitable for any type of surface, available with a diameter of 380 mm (15") and bristles with a diameter of 0,7 mm.



PARA SQUEEGEE BLADES

Highly resistant thanks to a greater adaptability to the ground, for the best drying performance.



15 M DETACHABLE CABLE

For electric version.



LITHIUM BATTERIES 24V

- Lithium batteries 24V 312Wh able to guarantee 1 h running time. On standard equipment for BC Lithium version.
- Lithium batteries 24V 547Wh able to guarantee 2 h running time. On standard equipment for BC Lithium PLUS version.



ON BOARD CHARGER

24V 5A version on standard equipment for BC Lithium model and 24V 9A on standard equipment for BC Lithium PLUS model. The batteries are easily chargeable in different places or distant locations, without having to go back to the same place.

STANDARD ACCESSORIES

MODEL	REF. NO.	ROYAL 15 E 38	ROYAL 15 M 38 BC LITHIUM	ROYAL 15 M 38 BC LITHIUM PLUS
Filling hose	30.0366.00	•	•	•
15" Polypropylene brush ø 0.7	40.0008.00	•	•	•
Set front/rear para squeegee blades	96.0218.00	•	•	•
Cable extension 15 m	34.0285.00	•		
Lithium Battery 24V 312Wh	18.0107.00		•	
Lithium Battery 24V 547Wh	18.0108.00			•
On board charger 24V 5A	18.0104.01		•	
On board charger 24V 9A	18.0103.01			•

OPTIONAL ACCESSORIES



POLYPROPYLENE BRUSHES 0,9 MM

Resistant and suitable for any type of surface. Available with bristles with a diameter of 0,5 and 0,9 mm.




TYNEX BRUSHES GRIT 240

Ideal for cleaning rough surface with stubborn dirt thanks to the bristles with a diameter of 0,9 mm.



SPLASHGUARD

To protect the most sensitive parts of the machine and the working environment. It can be easily installed or removed without using any tool.



PAD HOLDERS

For using Royal 15 with the wide range of pads. Equipped with quick coupling/uncoupling system.



SET POLYURETHANE SQUEEGEE BLADES

Highly resistant to wear and oils, suitable for any type of surface.

WIDE RANGE OF PADS SUITABLE FOR ALL NEEDS



WHITE PADS VERY SOFT

Disc suitable for the polishing of coated floors.
Ø 15"- 380 mm: ref.no C15-WH



RED PADS MEDIUM SOFT

Disc suitable for regular maintenance; cleaning sign removal.
Ø 15"- 380 mm: ref.no C15-RE



GREEN PADS MEDIUM HARD

Disc suitable for partial wet stripping of not coated hard surfaces, for preparing hard surfaces before new coating and for stripping of linoleum and vinyl surfaces.
Ø 15"- 380 mm: ref.no C15-GR

OPTIONAL ACCESSORIES

MODEL	REF. NO.	ROYAL 15 E 38	ROYAL 15 M 38 BC LITHIUM	ROYAL 15 M 38 BC LITHIUM PLUS
15" Polypropylene brush Ø 0,5	40.0408.00	•	•	•
15" Polypropylene brush Ø 0,9	40.0108.00	•	•	•
15" Tynex brush grit 240 - Ø 0,9	40.0208.00	•	•	•
Splashguard with bristles	96.0211.00	•	•	•
Pad holder 355 mm (for 15" pad)	40.1008.00	•	•	•
Set front/rear polyurethane squeegee blades	96.0218.01	•	•	•

ROYAL 15

AT A GLANCE

ALUMINIUM HANDLE

Completely adjustable and foldable.

PRACTICAL CLOSING FLAPS

Protect and hide the technical compartments of the machine in which are stored hoses and cables.

LID

With gasket, easy to detach. Immediate access to the recovery tank which is removable and easy to clean.

POLYETHYLENE TANKS

Maximum reliability and resistance against crack and dents.

ALUMINIUM SQUEEGEE

It perfectly follows the machine in all its movements.

BRUSH HEAD

Equipped with a coupling and uncoupling system for a quick replacement of the brush or the pad holder.

ghibli & wirbel

Professional Cleaning Machines Since 1968

Ghibli & Wirbel S.p.A.

Via Circonvallazione 5, 27020 Domo PV - Italia
T. +39 0382 848811 – F. +39 0382 84668
e-mail: info@ghibliwirbel.com

RIELLO INDUSTRIES GROUP



100% MADE IN ITALY

A small graphic of the Italian flag (green, white, and red vertical stripes) is positioned below the text.