

ghibli & wirbel

Professional Cleaning Machines Since 1968

POWER TOOLPRO



**TOOL PRO: THE COMPLETE PROFESSIONAL
VACUUM CLEANER RANGE DESIGNED BY GHIBLI & WIRBEL
IN ORDER TO ANSWER TO MANUFACTURERS AND ARTISANS
NEEDS. IT REPRESENTS THE IDEAL SOLUTION FOR A NON STOP
WORKING, THANKS TO THE INNOVATIVE SHOCKING VALVE SYSTEM!**

POWER TOOL **PRO**

Complete range of vacuum cleaners, equipped with powerful and high efficiency new generation motors, specifically designed for use in conjunction with electric or pneumatic tools, in order to optimize the work of installers, craftsmen, manufacturers. Equipped with the FD (Fine Dust) filtration system: three stages (fleece filter bag, textile filter and cartridge filter in teflon PTFE, M filtration class) that guarantee best filtration performances and higher motor protection. SHOCKING VALVE: the semiautomatic filter cleaning system that assures an extreme duration of the filter and stops clogging, saturation and reduction of filtering capacity. Different models with power from 1250 W to 1450 W and tank capacity from 22 to 50 liters, manual or automatic ON/OFF (controlled by the tool).

THREE FILTRATION STAGES

CARTRIDGE FILTER


- M filtration class certified always installed.
- In teflon PTFE:
- no dust accumulation on its sides for a fast and simple cleaning;
- high humidity resistant and washable (longer duration than standard filters).

TEXTILE FILTER

with a filtering capacity up to 0,35 m², that guarantees best suction performances and maximum motor protection.

FLEECE FILTER BAG WITH CAP

to work safely, without disperse dust in the environment. Up to 19 l of capacity.



SHOCKING VALVE: REVERSE FLOW FILTER CLEANING

THE HIGH EFFICIENCY CARTRIDGE FILTER CAN BE EASILY CLEANED,
IN A SEMIAUTOMATIC WAY, THANKS TO THE SHOCKING VALVE.



The “SHOCKING VALVE” lateral flap, with push and pull system, allows to handle the air flows in a practical and safe way.



Pushing (or pulling) some times the lateral flap and closing the suction intake at the same time, it is possible to get an immediate filter cleaning, thanks to the differential pressure generated. This simple operation guarantees the maximum filtration capacity and best vacuum cleaner performance.

CLASS M:

POWER TOOL PRO FD 36 AND 50 MODELS, BOTH IN EL AND COMBI
VERSIONS, ARE AVAILABLE IN M FILTRATION CLASS.



M FILTRATION CLASS MEDIUM HAZARD

Vacuum cleaner approved for M class dust. It is specifically designed to work in environments characterized by the presence of medium-risk dust such as those arising from hardwoods, stucco, paints, concrete. Ideal for use in industrial environments, craftsmen and construction sites.

EL

TOOL PRO VACUUM CLEANERS WITH POWER OUTLET FOR ELECTRIC TOOL

Models with 22, 36 and 50 liter tank capacity equipped with a power outlet for electric tool, manual or automatic ON/OFF (controlled by the tool). It is possible to connect the electric tool directly to the vacuum cleaner (thanks to the power outlet) and to the suction intake, in order to collect dust and debris generated during work.



Power outlet for electric tool (max 2000 W)

POWER TOOL PRO FD 22 P EL

PRODUCT IDENTIFICATION

TYPE	REF. NO.
POWER TOOL PRO FD 22 P EL	15671710001

TECHNICAL DATA

Voltage - Frequency	220-240 V~	50/60 Hz
Max power rating	W	1250
Rated power (nominal power)	W	1100
Container capacity	l	22
Useful capacity	l	11
Useful dust bag capacity	l	7
Filtering surface (textile filter)	m²	0,19
Filtering surface (cartridge filter)	m²	0,5
Air flow rate	l/s	71
Vacuum	mbar	235
Sound level	db(A)	60
IP code		IPX4
Power supply cable	m	10
Weight (without accessories)	Kg	11,3
Dimensions	mm	500x380x640



Flexible hose for electric tool



Textile filter



Fleece filter



Floating system and filter cage

POWER TOOL PRO

FD 36 P/I EL

PRODUCT IDENTIFICATION

TYPE	REF. NO.
POWER TOOL PRO FD 36 P EL	15711710001
POWER TOOL PRO FD 36 I EL	15755410001

TECHNICAL DATA

Voltage - Frequency	220-240 V~	50/60 Hz
Max power rating	W	1250
Rated power (nominal power)	W	1100
Container capacity	l	36
Useful capacity	l	25
Useful dust bag capacity	l	19
Filtering surface (textile filter)	m²	0,25
Filtering surface (cartridge filter)	m²	0,5
Air flow rate	l/s	71
Vacuum	mbar	235
Sound level	db(A)	60
IP code		IPX4
Power supply cable	m	10
Weight (without accessories)	Kg	11,3 (P) - 12,3 (I)
Dimensions	mm	500x380x820



Bayonet hose connection



Reverse air flow



Power outlet for electric tool

POWER TOOL PRO

FD 36 P EL M

PRODUCT IDENTIFICATION

TYPE	REF. NO.
POWER TOOL PRO FD 36 P EL M	14631710001

TECHNICAL DATA


Voltage - Frequency	220-240 V~	50/60 Hz
Max power rating	W	1250
Rated power (nominal power)	W	1100
Container capacity	l	36
Useful capacity	l	25
Useful dust bag capacity	l	19
Filtering surface (textile filter)	m²	0,25
Filtering surface (cartridge filter)	m²	0,5
Air flow rate	l/s	71
Vacuum	mbar	235
Sound level	db(A)	60
IP code		IPX4
Power supply cable	m	10
Weight (without accessories)	Kg	11,3
Dimensions	mm	500x380x820



Shocking valve



Pressure gauge



Cartridge filter



POWER TOOL PRO FD 50 P EL

PRODUCT IDENTIFICATION

TYPE	REF. NO.
POWER TOOL PRO FD 50 P EL	15791710001

TECHNICAL DATA

Voltage - Frequency	220-240 V~	50/60 Hz
Max power rating	W	1450
Rated power (nominal power)	W	1350
Container capacity	l	50
Useful capacity	l	35
Useful dust bag capacity	l	19
Filtering surface (textile filter)	m²	0,35
Filtering surface (cartridge filter)	m²	0,5
Air flow rate	l/s	74
Vacuum	mbar	260
Sound level	db(A)	62
IP code		IPX4
Power supply cable	m	10
Weight (without accessories)	Kg	15
Dimensions	mm	540x490x840



Bayonet hose connection



Flexible hose for electric tool



Power outlet for electric tool



Fleece filter

POWER TOOL PRO FD 50 P EL M

PRODUCT IDENTIFICATION

TYPE	REF. NO.
POWER TOOL PRO FD 50 P EL M	15451710001

TECHNICAL DATA

Voltage - Frequency	220-240 V~	50/60 Hz
Max power rating	W	1450
Rated power (nominal power)	W	1350
Container capacity	l	50
Useful capacity	l	35
Useful dust bag capacity	l	19
Filtering surface (textile filter)	m²	0,35
Filtering surface (cartridge filter)	m²	0,5
Air flow rate	l/s	74
Vacuum	mbar	260
Sound level	db(A)	62
IP code		IPX4
Power supply cable	m	10
Weight (without accessories)	Kg	15
Dimensions	mm	540x490x840



Pressure gauge



Shocking valve



Switch board



COMBI

TOOL PRO VACUUM CLEANERS WITH POWER OUTLET FOR ELECTRIC AND PNEUMATIC TOOL

Models with 36 and 50 liter tank capacity equipped with a power outlet for electric and pneumatic tool, manual or automatic ON/OFF (controlled by the tool). It is possible to connect the electric or pneumatic tool directly to the vacuum cleaner (thanks to the power outlet or the pneumatic connection) and to the suction intake, in order to collect dust and debris generated during work.



OPERATION WITH PNEUMATIC TOOL:



Power outlet for pneumatic tool, with working pressure between 2 and 10 bar.



Power inlet for pneumatic tool



POWER TOOL PRO

FD 36 P/I COMBI

PRODUCT IDENTIFICATION

TYPE	REF. NO.
POWER TOOL PRO FD 36 P COMBI	15731710001
POWER TOOL PRO FD 36 I COMBI	15775410001

TECHNICAL DATA

Voltage - Frequency	220-240 V~	50/60 Hz
Max power rating	W	1250
Rated power (nominal power)	W	1100
Container capacity	l	36
Useful capacity	l	25
Useful dust bag capacity	l	19
Filtering surface (textile filter)	m²	0,25
Filtering surface (cartridge filter)	m²	0,5
Air flow rate	l/s	71
Vacuum	mbar	235
Sound level	db(A)	60
IP code		IPX4
Power supply cable	m	10
Weight (without accessories)	Kg	11,5 (P) - 12,5 (I)
Dimensions	mm	500x380x820



Flexible hose for pneumatic and electric tool



Power outlet for electric tool



Pneumatic tool connection

POWER TOOL PRO

FD 36 P COMBI M

PRODUCT IDENTIFICATION

TYPE	REF. NO.
POWER TOOL PRO FD 36 P COMBI M	16741710001

TECHNICAL DATA

Voltage - Frequency	220-240 V~	50/60 Hz
Max power rating	W	1250
Rated power (nominal power)	W	1100
Container capacity	l	36
Useful capacity	l	25
Useful dust bag capacity	l	19
Filtering surface (textile filter)	m²	0,25
Filtering surface (cartridge filter)	m²	0,5
Air flow rate	l/s	71
Vacuum	mbar	235
Sound level	db(A)	60
IP code		IPX4
Power supply cable	m	10
Weight (without accessories)	Kg	11,5
Dimensions	mm	500x380x820




Shocking valve



Pressure gauge



Power outlet for electric tool



Pneumatic tool connection

POWER TOOL PRO

FD 50 P COMBI

PRODUCT IDENTIFICATION

TYPE	REF. NO.
POWER TOOL PRO FD 50 P COMBI	15391710001

TECHNICAL DATA

Voltage - Frequency	220-240 V~	50/60 Hz
Max power rating	W	1450
Rated power (nominal power)	W	1350
Container capacity	l	50
Useful capacity	l	35
Useful dust bag capacity	l	19
Filtering surface (textile filter)	m²	0,35
Filtering surface (cartridge filter)	m²	0,5
Air flow rate	l/s	74
Vacuum	mbar	260
Sound level	db(A)	62
IP code		IPX4
Power supply cable	m	10
Weight (without accessories)	Kg	15
Dimensions	mm	540x490x840



Switch board



Power outlet for electric tool



Pneumatic tool connection



Reverse air flow

POWER TOOL PRO

FD 50 P COMBI M

PRODUCT IDENTIFICATION

TYPE	REF. NO.
POWER TOOL PRO FD 50 P COMBI M	15411710001

TECHNICAL DATA

Voltage - Frequency	220-240 V~	50/60 Hz
Max power rating	W	1450
Rated power (nominal power)	W	1350
Container capacity	l	50
Useful capacity	l	35
Useful dust bag capacity	l	19
Filtering surface (textile filter)	m²	0,35
Filtering surface (cartridge filter)	m²	0,5
Air flow rate	l/s	74
Vacuum	mbar	260
Sound level	db(A)	62
IP code		IPX4
Power supply cable	m	10
Weight (without accessories)	Kg	15
Dimensions	mm	540x490x840



Pressure gauge



Shocking valve



Power outlet for electric tool



Pneumatic tool connection

STANDARD ACCESSORIES

STANDARD ACCESSORIES

REF. NO.	TYPE	POWER TOOL PRO FD 22 P EL	POWER TOOL PRO FD 36 P/I EL	POWER TOOL PRO FD 50 P EL	POWER TOOL PRO FD 36 P/I COMBI	POWER TOOL PRO FD 50 P COMBI
Flexible hose Ø 29 - 5 m (EL)	6010540	•	•	•		
Flexible hose Ø 29 - 5 m (COMBI)	6010545				•	•
Flexible hose 2,5 m	6010648	•				
Flexible hose 2,5 m	6010500		•	•	•	•
Chromed extension tube 0,5 m (*)	2511500	•				
D320 Dry floor tool	2511524	•				
D300 Squeegee tool	2511526	•				
Upholstery tool	2511530	•				
Round brush	2511540	•				
Round brush	2511615		•	•	•	•
Crevice tool	2511520	•				
Crevice tool	2511610		•	•	•	•
PTFE cartridge filter (M filtration class)	2512741	•	•	•	•	•
Textile filter	6656000	•				
Textile filter	6620000		•		•	
Textile filter	6730000			•		•
Fleece filter bag (l 7)	---	•				
Fleece filter bag with cap (l 19)	---		•	•	•	•

(*) 2 on standard equipment

OPTIONAL ACCESSORIES

OPTIONAL ACCESSORIES

REF. NO.	TYPE	POWER TOOL PRO FD 22 P EL	POWER TOOL PRO FD 36 P/I EL	POWER TOOL PRO FD 50 P EL	POWER TOOL PRO FD 36 P/I COMBI	POWER TOOL PRO FD 50 P COMBI
PVC extension tube (0,5 m)	2512000		•	•	•	•
Carpet brush	2512610		•	•	•	•
Suction tube "S"	2511600		•	•	•	•
Dry floor tool	6010000		•	•	•	•
Squeegee tool	6010011		•	•	•	•
Nylon filter (filtering surface 0,20 m²)	20-701	•				
HEPA cartridge filter (filtering surface 0,5 m²)	2512760	•	•	•	•	•
Fleece filter bag l 7 x 10	6614010	•				
Paper filter bag l 7 x 10	6650030	•				
Nylon filter (filtering surface 0,46 m²)	3001210		•		•	
Nylon filter (filtering surface 0,62 m²)	3001225			•		•
Fleece filter bag with cap l 19 x 10	6481010		•	•	•	•
Paper filter bag with cap l 19 x 10	6830030		•	•	•	•
Flexible hose Ø 29 - 5 m (EL)	6010540				•	•

POWER TOOL PRO MODELS EL



POWER TOOL PRO
FD 22 P EL



POWER TOOL PRO
FD 36 P EL



POWER TOOL PRO
FD 36 I EL



POWER TOOL PRO
FD 36 P EL M



POWER TOOL PRO
FD 50 P EL



POWER TOOL PRO
FD 50 P EL M

COMBI



POWER TOOL PRO
FD 36 P COMBI



POWER TOOL PRO
FD 36 I COMBI



POWER TOOL PRO
FD 36 P COMBI M



POWER TOOL PRO
FD 50 P COMBI



POWER TOOL PRO
FD 50 P COMBI M

POWER TOOL PRO

AT A GLANCE



**AIR FLOWS DURING
THE STANDARD USE
OF THE VACUUM CLEANER**

**REVERSE AIR FLOW
AND FILTER CLEANING
with the Shocking Valve flap open**

ghibli & wirbel

Professional Cleaning Machines Since 1968

Ghibli & Wirbel S.p.A.
Via Circonvallazione 5, 27020 Dorno PV - Italia
T. +39 0382 848811 - F. +39 0382 84668
e-mail: info@ghibliwirbel.com

RIELLO INDUSTRIES GROUP



100% MADE IN ITALY